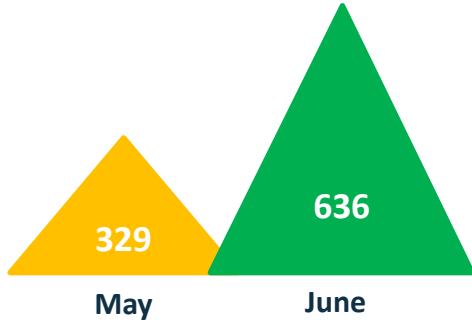


ECONOMIC & COMMUNITY DEVELOPMENT

MONTHLY DASHBOARD | June 2021



BUSINESS LICENSES PROCESSED



Includes new licenses, renewals, & reinstatements

COMMUNITY IMPROVEMENT ACTIVITY

Rental Inspections



44

Complaints Proactive & Reactive



133

Shopping Carts Retrieved



242

Pre-Sale Property Inspections







29

PLANNING DIVISION



Entitlement Applications Received

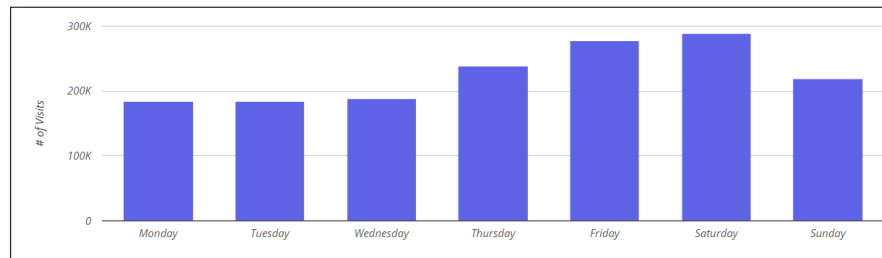
PERMITS ISSUED

-  11 - Electrical
-  3 - Plumbing
-  28 - Building
-  5 - Mechanical

ECONOMIC DEVELOPMENT

Number of Visitors to the City & Number of Daily Visits June 2021

	Est. # of Customers	Est. # of Visits	Avg. Visits / Customer	Panel Visits
City of Azusa / Azusa	704.4K	1.58M	2.24	19.4K



Source: Placer.ai

COUNTER VISITS

181 Counter Visits in the Month of June

