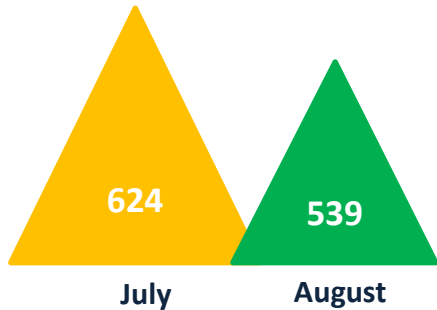


ECONOMIC & COMMUNITY DEVELOPMENT

MONTHLY DASHBOARD | August 2021



BUSINESS LICENSES PROCESSED



Includes new licenses, renewals, & reinstatements

COMMUNITY IMPROVEMENT ACTIVITY




PLANNING DIVISION



Entitlement Applications Received

PERMITS ISSUED



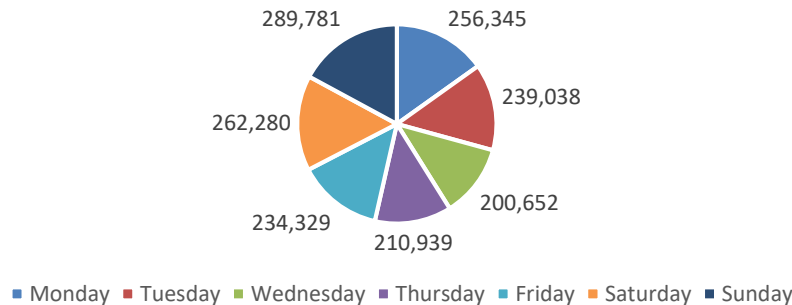
ECONOMIC DEVELOPMENT

Number of Visitors to the City & Number of Daily Visits August 2021

	Est. # of Customers	Est. # of Visits	Avg. Visits/Customer	Panel Visits
City of Azusa	721,900	1,690,000	2.35	22,500

Number of Daily Visits

Source: Placer.ai



COUNTER VISITS

81 Counter Visits in the Month of August

